



Evolve Security Products Limited

PEDESTRIAN ENTRANCE CONTROL

PG300 Paddle Gate





PG300 Paddle Gates

PG300 PADDLE GATE

The PG300 range of both single and double leafed paddle gates provide safe, high speed, bi-directional pedestrian throughput, with an elegant and sophisticated look, essential for today's corporate environment.

SECURITY

- 16 photocells to monitor user progression and security breaches such as tailgating and collusion;
- Low gap under obstacle (only 250mm) monitored by low level photocells;
- Various obstacle highs up to 1700mm;
- Standard obstacle material is 10mm thick plexiglass to resist attacks with hammers;
- Electromechanical break to withstand forced entry attempts.

SAFETY

- 16 photocells provide user protection;
- Low energy impact in the opening and closing cycle of the obstacle;
- Manual push in any direction, in the event of a power loss;
- Fire alarm input to automatically drive the obstacle open in either direction
- Various programable operating modes providing safety over security;
- Wide lane widths to meets the highest fire safety standards.

AESTHETICS

- Transparent glass side walls;
- Minimal footprint;
- Discreet card reader integration;
- Clear plexiglass obstacles;
- Brushed Stainless Steel finished.

THROUGHPUT

- 25~30 people per/min, depending on access control and users;
- User status pictograms;
- User functional pictograms;
- Stacking function 0-99.




CONNECTIVITY

- Volt free relay inputs;
- TCP/IP communication;
- Reception touch screen controller;
- Reception push button consoles.

RELIABILITY

- MCBF of 5 million cycles, with routine maintenance;
- Extended manufactures parts warranty for low cost of ownership.




KEY FEATURES

1. Aesthetically and streamlined designed with fastest throughput.
2. Easy to Installation, maintain and service.
3. Open protocol: -
 - Onboard diagnostics, no PC required.
 - Free training for anyone wishing to work on its products (subject to T&C) .
 - End users are not tied to one service provider.
4. Security: -
 - Tailgate detection/alarm.
 - Loitering alarm.
 - Wrong direction of travel alarm.
 - Crawling alarm.
 - Obstacles made from 10mm plexiglass as standard.
5. Safety: -
 - 8 send and receive passage detection and safety sensors in the top rail.
 - 8 send and receive enhanced safety detection sensors in the bottom rail.
 - Force limiter.
 - Fire alarm input.
 - Power failure free movement.
6. Standard plexiglass obstacle height 900mm FFL
7. 10mm toughened glass side walls.
8. Standard card reader mounting brackets.
9. Status and functional indicators to advise users whether the lane is in use and whether is safe to pass.



10. Wheelchair / Bulky Item Accessibility - Designed to comply with most international disability regulations such as the UK DDA (Disability Discrimination Act) and the USA ADA (Americans with Disabilities Act) with clear walkway widths up to 1.12m wide.
11. Fire Alarm Integration - Each master cabinet requires a separate normally open contact from the fire alarm panel, when activated the obstacle will automatically drive open.
12. Open Commands – Each controlled direction of travel requires a normally open volt free contact closing for not more than 1 second.
13. Hold Open - Each direction of travel can be held open using the open command. 1 normally closed volt free contact of more than 3 seconds is required to set the lane into hold open mode.
14. Operating Parameters – there are twelve configurable operating parameters that can adjust the working mode of the lane and its level of security/safety.




PG300 - Options


OPTIONS

There are few options as the PG300 is supplied with many of the safety and security features needed to comply with European regulations. Options include:-

1. Security: -
 - Optional output relays to trigger CCTV, lock doors, or give transaction complete signals.
 - Optional glass heights up to 1.7m to prevent jumping over.
2. Safety - 4 additional photocells (2 each end) to increase the control zone, providing increase safety of large items, small children and increased security;

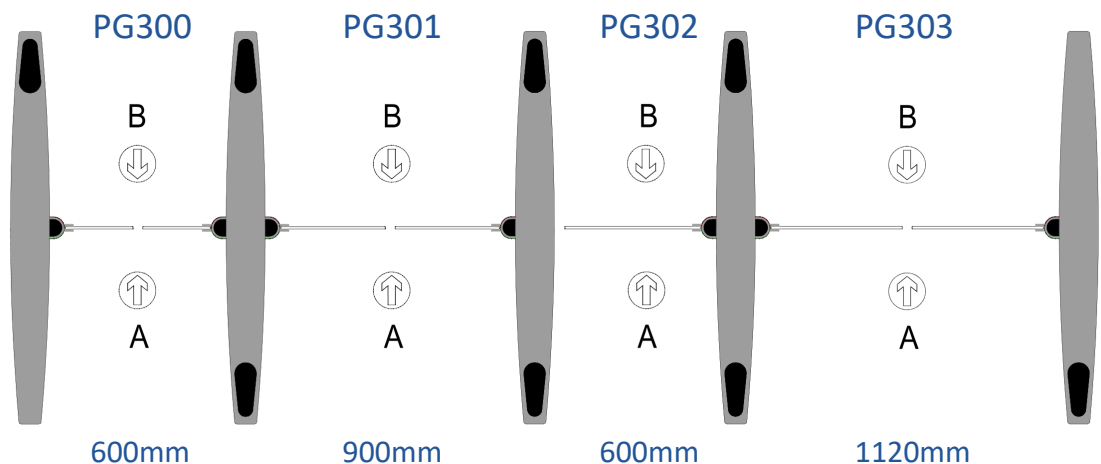



3. Obstacle Height - Standard options include 1.2mt, 1.5mt and 1.7mt, other heights available on request.
4. Obstacle Width - Standard options include 0.6mt, 0.9mt and 1.12mt, other widths available on request.



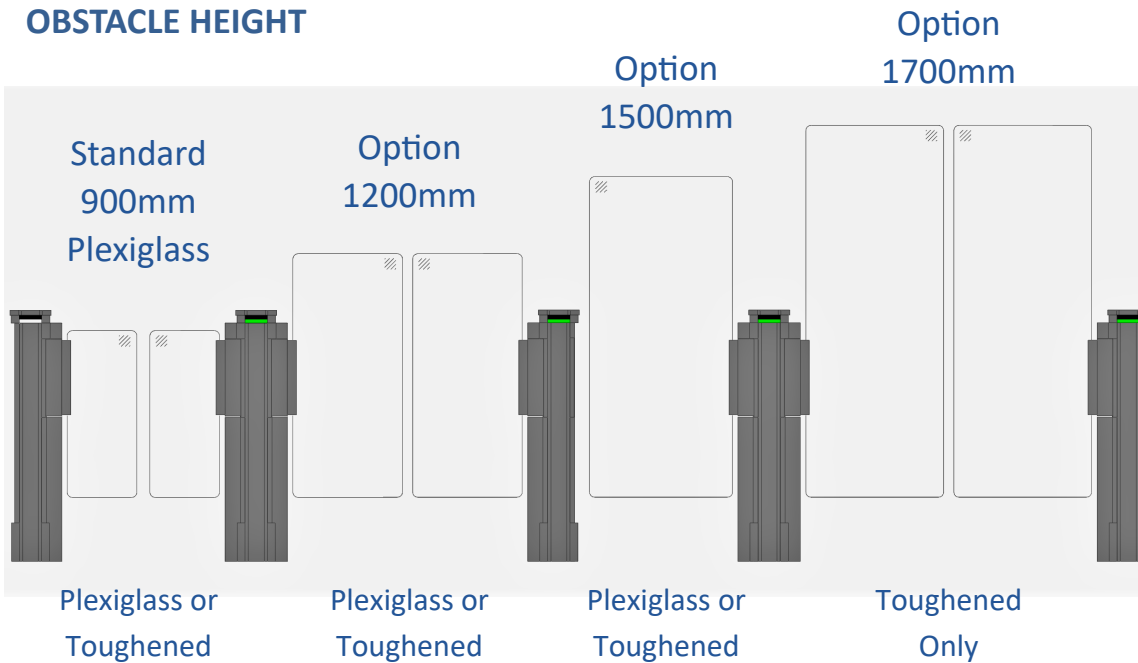
4. Free standing surface plinth to reduce civils' and speed installation;
5. Various cabinet colours;
6. Drilling templates for a speedy and more accurate installation;
7. Reception touch screen console;
8. Reception engraved push button console.

OBSTACLE WIDTHS





OBSTACLE HEIGHT



ORDERING INFORMATION

Each cabinet is supplied with:-

- Standard Plexi-glass H900.
- Cabinet L1600 x W160 x H980.
- 16 detection sensors.
- 12 months warranty.

PG300 L	W600 Double Leaf Walkway, L/H cabinet (Slave).	Data Sheet
PG300 M	W600 Double Leaf Walkway, Middle cabinet (Master/Slave).	
PG300 R	W600 Double Leaf Walkway, R/H cabinet (Master).	
PG301 L	W900 Double Leaf Walkway, L/H cabinet (Slave).	Data Sheet
PG301 M	W900 Double Leaf Walkway, Middle cabinet (Master/Slave).	
PG301 R	W900 Double Leaf Walkway, R/H cabinet (Master).	
PG302 B	W600 Single Leaf Walkway, L/H cabinet (Slave).	Data Sheet
PG302 MS	W600 Single Leaf Walkway, Middle cabinet (Master/Slave).	
PG302 R	W600 Single Leaf Walkway, R/H cabinet (Master).	
PG303 L	W1120 Double Leaf Walkway, L/H cabinet (Slave).	Data Sheet
PG303 M	W1120 Double Leaf Walkway, Middle cabinet (Master/Slave).	
PG303 R	W1120 Double Leaf Walkway, R/H cabinet (Master).	

Photos and information in this brochure are for reference only and may not reflect the actual product. Our brochures and product are subject to change without notice.

PG300 - Options

HOW TO CONTACT US



UK Head Office

Evolve Security Products Ltd.

Unit 4, Kenyons Yard,
Weyhill Road,
Andover,
Hampshire.
ENGLAND
SP10 3NP

t: 0044 1264 334786

e: Sales@EvolveSecurityProducts.com

w: EvolveSecurityProducts.com

HK Head Office

Evolve Autogate Products Ltd.

Flat C,4/F
Lladro Center,
No., 72 Hoi Yuen Road,
Kwun Tong,
Kowloon.
HONG KONG

t: 00852 35231568

e: info@Evolve-Autogate.com

w: Evolve-Autogate.com

**[Click Here For Full List of
Global Contacts](#)**

“Evolving the way you manage your pedestrian access.”