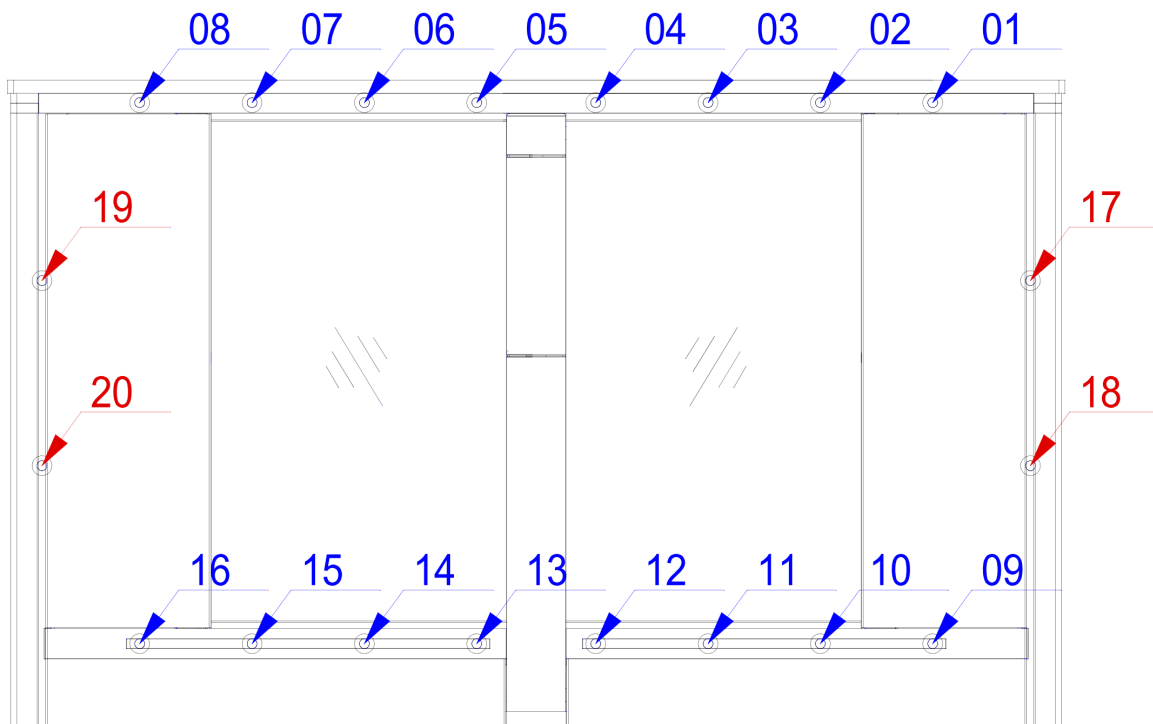


Detection Photocells




As standard the PG300 range is fitted with 16 sets of transmit / receive Omron photocells to monitor and protect the control zone.

Cells in locations 1-8 (top row) monitor passage, provide security and protection of the obstacle movement during the opening and closing cycle.

Cells in locations 9-16 (bottom row) provide low security and protection of the obstacle movement during the opening and closing cycle.

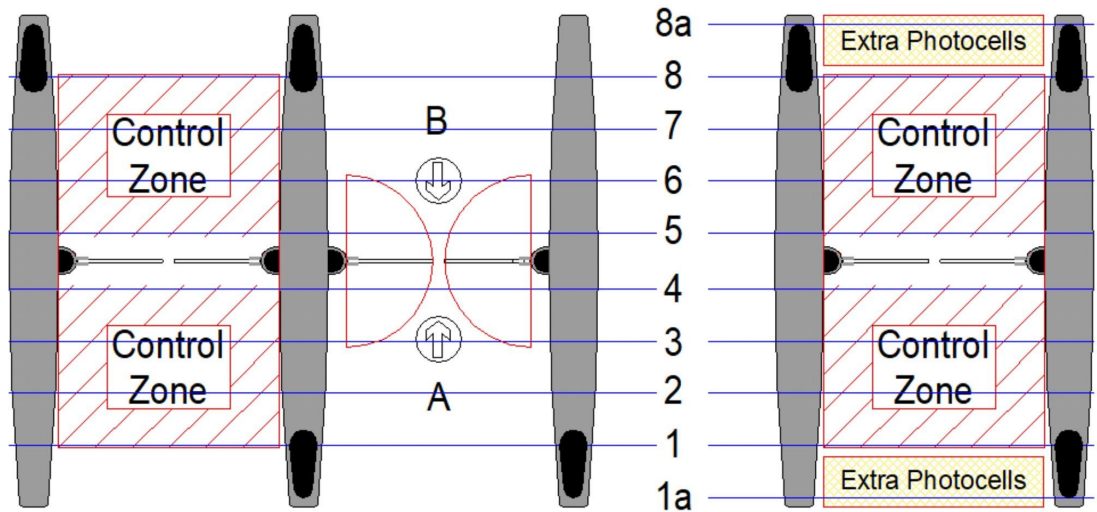
Four optional extra photocells in locations 17-20 provide increase security and safety by enlarging the control zone.



PHOTOCELLS

SAFETY IN USE

1. For safety reasons, children (a user smaller than 0.9 m tall) must be supervised by an adult at all times when in the vicinity of and during passage through the lane(s).
2. A child **MUST** precede the accompanying adult when lane passage is required.
3. If regular use by children is anticipated, Evolve recommends that all options and parameters are set to the optimum level of protection.
4. Evolve recommends that all lanes wider than 600mm are fitted with the optional photocells.
5. Please refer to the PG300 safety notes.



HOW TO CONTACT US

UK Head Office

Evolve Security Products Ltd.

Unit 4, Kenyons Yard,
Weyhill Road,
Andover,
Hampshire.
ENGLAND
SP10 3NP

t: 0044 1264 334786

e: Sales@EvolveSecurityProducts.com

w: EvolveSecurityProducts.com

HK Head Office

Evolve Autogate Products Ltd.

Flat C,4/F
Lladro Center,
No., 72 Hoi Yuen Road,
Kwun Tong,
Kowloon.
HONG KONG

t: 00852 35231568

e: info@Evolve-Autogate.com

w: Evolve-Autogate.com

**[Click Here For Full List of
Global Contacts](#)**

“Evolving the way you manage your pedestrian access.”